


XBOX 360

KINECT™



ACTIVISION®

 **WARNING** Before playing this game, read the Xbox 360® console instructions, KINECT sensor manual, and any other peripheral manuals for important safety and health information. Keep all manuals for future reference. For replacement hardware manuals, go to www.xbox.com/support or call Xbox Customer Support.

For additional safety information, see the inside back cover.

Important Health Warning About Playing Video Games

Photosensitive seizures

A very small percentage of people may experience a seizure when exposed to certain visual images, including flashing lights or patterns that may appear in video games. Even people who have no history of seizures or epilepsy may have an undiagnosed condition that can cause these “photosensitive epileptic seizures” while watching video games.

These seizures may have a variety of symptoms, including lightheadedness, altered vision, eye or face twitching, jerking or shaking of arms or legs, disorientation, confusion, or momentary loss of awareness. Seizures may also cause loss of consciousness or convulsions that can lead to injury from falling down or striking nearby objects.

Immediately stop playing and consult a doctor if you experience any of these symptoms. Parents should watch for or ask their children about the above symptoms—children and teenagers are more likely than adults to experience these seizures. The risk of photosensitive epileptic seizures may be reduced by taking the following precautions: Sit farther from the screen; use a smaller screen; play in a well-lit room; do not play when you are drowsy or fatigued.

If you or any of your relatives have a history of seizures or epilepsy, consult a doctor before playing.



TABLE OF CONTENTS

INTRODUCTION	2
MAIN MENU	2
GESTURES FOR EVENTS	3
SOCCER	3
FOOTBALL	4
GOLF	4
BASKETBALL	5
BASEBALL	6
HOCKEY	7
SOFTWARE LICENSE AGREEMENT	8
PLAYING KINECT SAFELY	9
CUSTOMER SUPPORT	BACK PAGE
HOW TO GET HELP WITH KINECT	BACK PAGE



Xbox LIVE

Xbox LIVE® is the online game and entertainment service for Xbox 360®. Just connect your console to your broadband Internet service and join for free. You can get free game demos and instant access to HD movies (sold separately)—with KINECT, you can control HD movies with the wave of a hand. Upgrade to an Xbox LIVE Gold Membership to play games online with friends around the world and more. Xbox LIVE is your connection to more games, entertainment, and fun. Go to www.xbox.com/live to learn more.

Connecting

Before you can use Xbox LIVE, connect your Xbox 360 console to a high-speed Internet connection and sign up to become an Xbox LIVE member. For more information about connecting, and to determine whether Xbox LIVE is available in your region, go to www.xbox.com/live/countries.

Family Settings

These easy and flexible tools enable parents and caregivers to decide which games young game players can access based on the content rating. Parents can restrict access to mature-rated content. Approve who and how your family interacts with others online with the Xbox LIVE service, and set time limits on how long they can play. For more information, go to www.xbox.com/familysettings.

INTRODUCTION

Welcome to Big League Sports on the Kinect™ for Xbox 360®. Choose from Soccer, Basketball, Hockey, Football, Golf and Baseball to become the ultimate Big League Sports Kinect athlete!

MAIN MENU

Choose “Tournament”, “Sports”, or “Options”, by holding the cursor over the relevant button.

Options

Control volume, tune the Kinect, see the credits and check out the high score leaderboards.

Sports

Choose a sport and you will see a menu for the three events for that sport. Choose an event and get ready to play!



Tournament

Move to the next or previous sport by simply positioning the cursor to the left or right arrow and the choices for the next or previous sport will appear.

To add a sport to your 3 sport roster, simply position the cursor on the event and it will be added to your roster. To delete a sport from the roster, move the cursor on the red "X" on the event in the roster and it will be deleted.

Choose how many players are going to be playing in your Tournament and then hold the cursor over the START icon to begin playing!

GESTURES FOR EVENTS:

SOCCER

Score Kicker

- Kicking

Soccer Blocker

- Use your body, hands and legs to position the character in front of incoming balls
- Outstretch both arms together to the right or left in order to perform the Diving Save

Big League Soccer

- Running in place
- Dodge by stepping to your left or right
- Jump
- Kicking





FOOTBALL

TD Toss

- Clap hands together
- Dodge by stepping to your left or right
- Jump
- Duck down
- Aim to the center, left or right then throw the ball by moving your arm back behind your head then bring it forward
- Use your body to position the character and use your hands to catch the ball



Field Goal

- Kicking
- Control the ball in air by stretching your arms out to the sides, and then tilting your body left or right

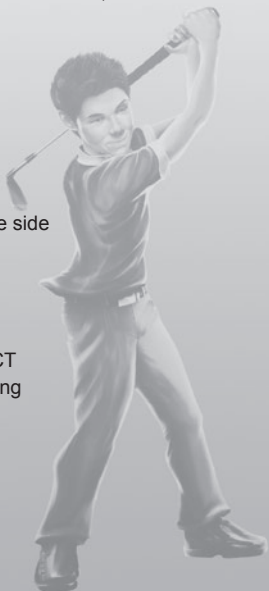
Big League Football

- Running in place
- Jump
- Duck down
- Stiff arm by holding your right or left arm out to the side

GOLF

Driving Contest

- Setup by facing 90 degrees away from the KINECT sensor, clasping your hands together and stretching your arms towards the floor





- Swing by moving both arms back and then forward in a fluid motion
- Control the ball in the air by stretching your arms out to each side and then tilting your body left or right

Putting Challenge

- Setup by facing 90 degrees away from the KINECT sensor, clasping your hands together and stretching your arms towards the floor
- Swing by moving both arms back and then forward in a fluid motion

Big League Golf

- Setup by facing 90 degrees away from the KINECT sensor, clasping your hands together and stretching your arms towards the floor.
- Swing by moving both arms back and then forward in a fluid motion
- Control the ball in the air by stretching your arms to each side and then tilting your body left or right

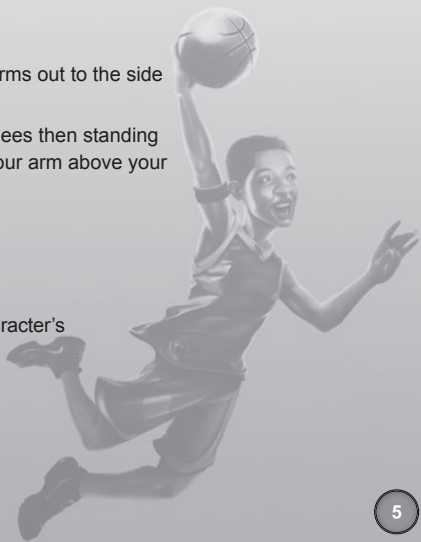
BASKETBALL

Shooting Challenge

- Grab the ball by stretching your arms out to the side where the ball rack is located
- Shoot the ball by bending your knees then standing straight up while you also raise your arm above your head in one fluid motion

Shot Blocker

- Jump
- Wave your arms to control the character's arms in order to block the balls





Big League Basketball

- Dribble by moving your hand up and down while the palm of your hand is facing the floor
- Dodge by stepping to the right or left
- Jump
- Shoot the ball by bending your knees then standing straight up while you also raise your arm above your head in one fluid motion

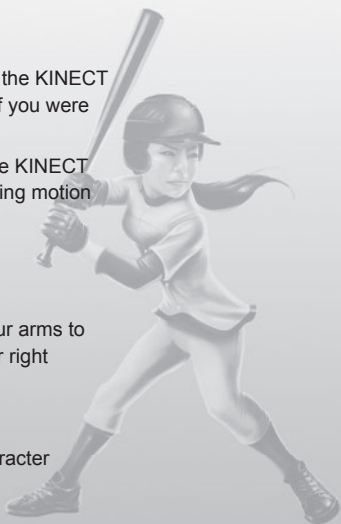
BASEBALL

Homerun Hero

- Setup by standing 90 degrees away from the KINECT sensor, clasping your hands together as if you were holding a bat
- Swing by moving your arms away from the KINECT sensor and the forward in a natural swinging motion
- Swing High
- Swing Low
- Swing in the middle
- Control the ball in the air by stretching your arms to each side and then tilting your body left or right

Fly Ball

- Use your body and arms to move the character into the proper position to catch the ball
- Jump to catch bouncing balls
- Duck low to catch a grounder



Big League Baseball

- Setup by standing 90 degrees away from the KINECT sensor and clasping your hands together as if you were holding a bat



- Swing by moving your arms away from the KINECT sensor then forward in a natural swinging motion
- Pitch by standing 90 degrees away from the KINECT sensor, clasping your hands together, then throw by performing a pitching motion towards the KINECT sensor

HOCKEY

Slapshot Challenge

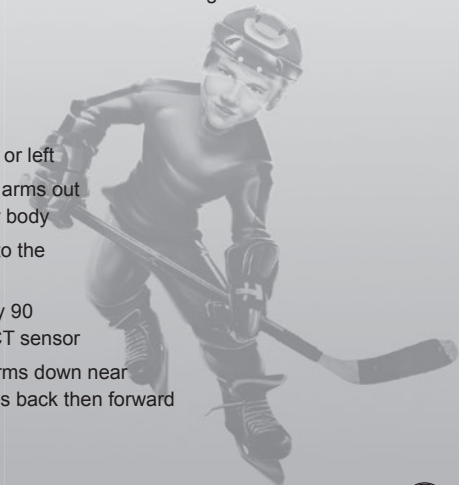
- Setup by turning your body 90 degrees away from the KINECT sensor and by holding your arms down near the side of your waist
- Swing by moving your arms back then forward

Goalie Gauntlet

- Use your body, arms and legs to position the character in front of incoming pucks
- Kick save by lifting your right or left leg out to the side
- Glove save by stretching your arms out to the left or right side of your body

Big League Hockey

- Running in place
- Dodge by stepping to the right or left
- Check by stretching both your arms out to the right, left or front of your body
- Fake by stretching your arms to the left or right side of your waist
- Turn Stop by turning your body 90 degrees away from the KINECT sensor
- Hit the puck by holding your arms down near your waist and move your arms back then forward



SOFTWARE LICENSE AGREEMENT

IMPORTANT - READ CAREFULLY: USE OF THIS PROGRAM IS SUBJECT TO THE SOFTWARE LICENSE TERMS SET FORTH BELOW. "PROGRAM" INCLUDES THE SOFTWARE INCLUDED WITH THIS AGREEMENT, THE ASSOCIATED MEDIA, ANY PRINTED MATERIALS, AND ANY ON-LINE OR ELECTRONIC DOCUMENTATION, AND ANY AND ALL COPIES AND DERIVATIVE WORKS OF SUCH SOFTWARE AND MATERIALS. BY OPENING THIS PACKAGE, AND/OR USING THE PROGRAM, YOU ACCEPT THE TERMS OF THIS LICENSE WITH ACTIVISION PUBLISHING, INC. ("ACTIVISION").

LIMITED USE LICENSE. Activision grants you the non-exclusive, non-transferable, limited right and license to use one copy of this Program solely and exclusively for your personal use. All rights not specifically granted under this Agreement are reserved by Activision. This Program is licensed, not sold. Your license confers no title or ownership in this Program and should not be construed as a sale of any rights in this Program.

OWNERSHIP. All title, ownership rights and intellectual property rights in and to this Program and any and all copies thereof (including but not limited to any titles, computer code, themes, objects, characters, character names, stories, dialog, catch phrases, locations, concepts, artwork, animation, sounds, musical compositions, audio-visual effects, methods of operation, moral rights, and any related documentation, incorporated into this Program) are owned by Activision or its licensors.

This Program is protected by the copyright laws of the United States, international copyright treaties and conventions and other laws. This Program contains certain licensed materials and Activision's licensors may protect their rights in the event of any violation of this Agreement.

YOU SHALL NOT:

- Exploit this Program or any of its parts commercially, including but not limited to use at a cyber cafe, computer gaming center or any other location-based site. Activision may offer a separate Site License Agreement to permit you to make this Program available for commercial use; see the contact information below.
- Sell, rent, lease, license, distribute or otherwise transfer this Program, or any copies of this Program, without the express prior written consent of Activision.
- Reverse engineer, derive source code, modify, decompile, disassemble, or create derivative works of this Program, in whole or in part.
- Remove, disable or circumvent any proprietary notices or labels contained on or within the Program.
- Hack or modify (or attempt to modify or hack) the Program, or create, develop, modify, distribute or use any software programs, in order to gain (or allow others to gain) advantage of this Program in any on-line multiplayer game settings including but not limited to local area network or any other network play or on the internet.
- Export or re-export this Program or any copy or adaptation in violation of any applicable laws or regulations.

Playing KINECT Safely

Make sure you have enough space so you can move freely while playing. Gameplay with KINECT may require varying amounts of movement. Make sure you won't hit, run into, or trip over other players, bystanders, pets, furniture, or other objects when playing. If you stand or move during gameplay, you need good footing.

Before playing: Look in all directions (right, left, forward, backward, down, and up) for things you might hit or trip over. Be sure your play area is far enough away from windows, walls, stairs, etc. Make sure there is nothing you might trip on—for example, toys, furniture, loose rugs, children, pets, etc. If necessary, move objects or people out of the play area. Don't forget to look up—be aware of light fixtures, fans, or other objects overhead when assessing the play area.

While playing: Stay far enough away from the television to avoid contact. Keep enough distance from other players, bystanders, and pets—this distance may vary between games, so take account of how you are playing when determining how far away you need to be. Stay alert for objects or people you might hit or trip on—people or objects can move into the area during gameplay, so you should always be alert to your surroundings.

Make sure you always have good footing while playing. Play on a level floor with enough traction for the game activities, and make sure you have appropriate footwear for gaming (no high heels, flip flops, etc.) or are barefoot if appropriate.

Before allowing children to use KINECT: Determine how each child can use KINECT and whether they should be supervised during these activities. If you allow children to use KINECT without supervision, be sure to explain all relevant safety and health information and instructions. Make sure children using KINECT play safely and within their limits, and make sure they understand proper use of the system.

To minimize eyestrain from glare: Position yourself at a comfortable distance from your monitor or television and the KINECT sensor; place your monitor or television and KINECT sensor away from light sources that produce glare, or use window blinds to control light levels; choose soothing natural light that minimizes glare and eyestrain and increases contrast and clarity; and adjust your monitor's or television's brightness and contrast.

Don't overexert yourself. Gameplay with KINECT may require varying amounts of physical activity. Consult a doctor before using KINECT if you have any medical condition or issue that affects your ability to safely perform physical activities or if you are or may be pregnant; you have heart, respiratory, back, joint, or other orthopedic conditions; you have high blood pressure or difficulty with physical exercise; or you have been instructed to restrict physical activity. Consult your doctor before beginning any exercise routine or fitness regimen that includes KINECT. Do not play under the influence of drugs or alcohol, and make sure your balance and physical abilities are sufficient for any movements while gaming.

Stop and rest if your muscles, joints, or eyes become tired or sore. If you experience excessive fatigue, nausea, shortness of breath, chest tightness, dizziness, discomfort, or pain, **STOP USING IMMEDIATELY**, and consult a doctor.

See the Healthy Gaming Guide at www.xbox.com for more information.

CUSTOMER SUPPORT

Please do not contact Customer Support for hints/codes/cheats.

For self-help, please visit our website at support.activision.com

Our support section of the web has the most up-to-date information available. We update the support pages daily, so please check here first for solutions.

HOW TO GET HELP WITH KINECT

Learn More on Xbox.com

To find more information about KINECT, including tutorials, go to www.xbox.com/support.

ACTIVISION.

activision.com

Activision Publishing, Inc. P.O. Box 67713, Los Angeles, CA 90067

© 2011 Activision Publishing Inc. Activision is a registered trademark of Activision Publishing, Inc. All rights reserved. All other trademarks and trade names are the property of their respective owners. KINECT, Xbox, Xbox 360, Xbox LIVE, and the Xbox logos are trademarks of the Microsoft group of companies and are used under license from Microsoft. 76676226US